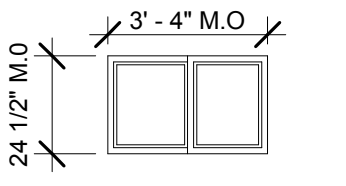
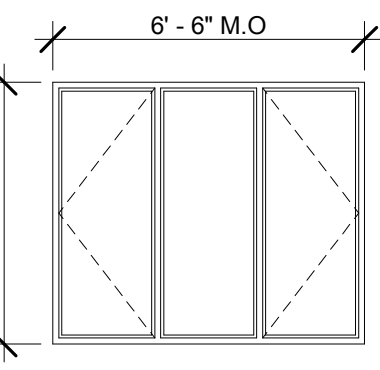
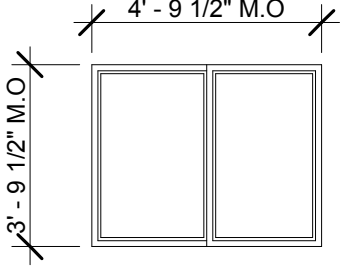
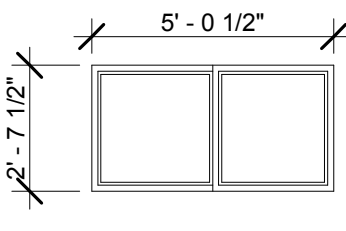
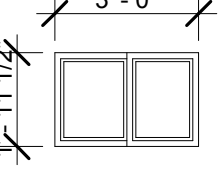
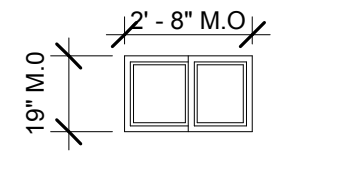
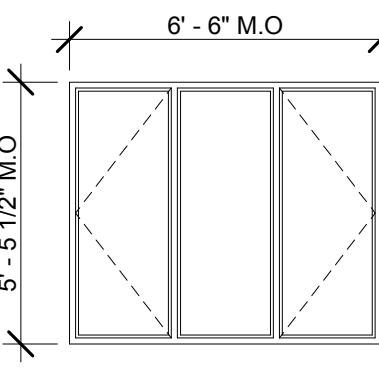
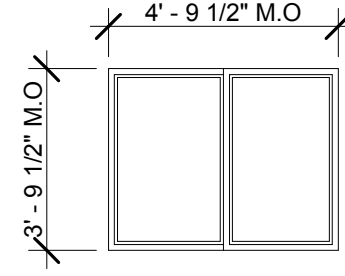
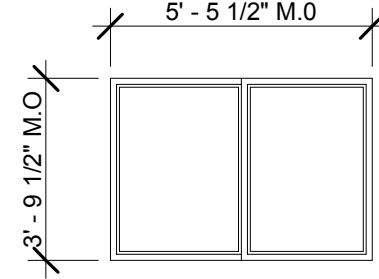
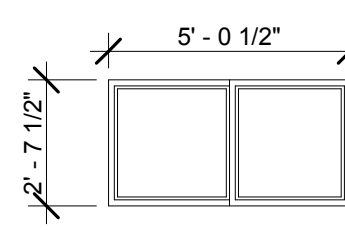
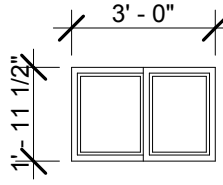


3 BEDROOM WINDOW SCHEDULE (22 TOTAL UNITS)			
SIZE	WINDOW TYPE	WALL CONSTRUCTION	QUANTITY
	WINDOW 'W1' VINYL-BILT WINDOW PLATINUM SERIES SINGLE TILT SLIDER DOUBLE PANE GLASS FILLED WITH LoE 180 PLUS ARGON WITH SUPER SPACER COLOUR WHITE	8" CONCRETE BLOCK OR 8" POURED CONCRETE	2
	WINDOW 'W2' VINYL-BILT WINDOW PLATINUM SERIES CASEMENT DOUBLE PANE GLASS FILLED WITH LoE 180 PLUS ARGON WITH SUPER SPACER VINYL BRICK MOULD VINYL JAMB EXTENSION COLOUR WHITE	MASONRY VENEER 1" AIRSPACE SHEATHING 2" x 4" WOOD STUDS 1/2" GYPSUM BOARD	1
	WINDOW 'W3' VINYL-BILT WINDOW PLATINUM SERIES SINGLE TILT SLIDER DOUBLE PANE GLASS FILLED WITH LoE 180 PLUS ARGON WITH SUPER SPACER VINYL BRICK MOULD VINYL JAMB EXTENSION COLOUR WHITE	MASONRY VENEER 1" AIRSPACE SHEATHING 2" x 4" WOOD STUDS 1/2" GYPSUM BOARD	2
	WINDOW 'W4' VINYL-BILT WINDOW PLATINUM SERIES SINGLE TILT SLIDER DOUBLE PANE GLASS FILLED WITH LoE 180 PLUS ARGON WITH SUPER SPACER VINYL JAMB EXTENSION COLOUR WHITE	SIDING SHEATHING 2" x 4" WOOD STUDS 1/2" GYPSUM BOARD	3
	WINDOW 'W5' VINYL-BILT WINDOW PLATINUM SERIES SINGLE TILT SLIDER DOUBLE PANE GLASS FILLED WITH LoE 180 PLUS ARGON WITH SUPER SPACER VINYL JAMB EXTENSION COLOUR WHITE	SIDING SHEATHING 2" x 4" WOOD STUDS 1/2" GYPSUM BOARD	1

TOTAL NUMBER OF WINDORS REQUIRED FOR ALL 3 BEDROOM

44 OF 'W1'
22 OF 'W2'
44 OF 'W3'
66 OF 'W4'
22 OF 'W5'

4 BEDROOM WINDOW SCHEDULE (10 TOTAL UNITS)			
SIZE	WINDOW TYPE	WALL CONSTRUCTION	QUANTITY
	WINDOW 'W1A' VINYL-BILT WINDOW PLATINUM SERIES SINGLE TILT SLIDER DOUBLE PANE GLASS FILLED WITH LoE 180 PLUS ARGON WITH SUPER SPACER COLOUR WHITE	8" CONCRETE BLOCK OR 8" POURED CONCRETE	2
	WINDOW 'W2' VINYL-BILT WINDOW PLATINUM SERIES CASEMENT DOUBLE PANE GLASS FILLED WITH LoE 180 PLUS ARGON WITH SUPER SPACER VINYL BRICK MOULD VINYL JAMB EXTENSION COLOUR WHITE	MASONRY VENEER 1" AIRSPACE SHEATHING 2" x 4" WOOD STUDS 1/2" GYPSUM BOARD	1
	WINDOW 'W3' VINYL-BILT WINDOW PLATINUM SERIES SINGLE TILT SLIDER DOUBLE PANE GLASS FILLED WITH LoE 180 PLUS ARGON WITH SUPER SPACER VINYL BRICK MOULD VINYL JAMB EXTENSION COLOUR WHITE	MASONRY VENEER 1" AIRSPACE SHEATHING 2" x 4" WOOD STUDS 1/2" GYPSUM BOARD	1
	WINDOW 'W3A' VINYL-BILT WINDOW PLATINUM SERIES SINGLE TILT SLIDER DOUBLE PANE GLASS FILLED WITH LoE 180 PLUS ARGON WITH SUPER SPACER VINYL BRICK MOULD VINYL JAMB EXTENSION COLOUR WHITE	MASONRY VENEER 1" AIRSPACE SHEATHING 2" x 4" WOOD STUDS 1/2" GYPSUM BOARD	1
	WINDOW 'W4' VINYL-BILT WINDOW PLATINUM SERIES SINGLE TILT SLIDER DOUBLE PANE GLASS FILLED WITH LoE 180 PLUS ARGON WITH SUPER SPACER VINYL JAMB EXTENSION COLOUR WHITE	SIDING SHEATHING 2" x 4" WOOD STUDS 1/2" GYPSUM BOARD	4
	WINDOW 'W5' VINYL-BILT WINDOW PLATINUM SERIES SINGLE TILT SLIDER DOUBLE PANE GLASS FILLED WITH LoE 180 PLUS ARGON WITH SUPER SPACER VINYL JAMB EXTENSION COLOUR WHITE	SIDING SHEATHING 2" x 4" WOOD STUDS 1/2" GYPSUM BOARD	1

TOTAL NUMBER OF WINDORS REQUIRED FOR ALL 4 BEDROOM

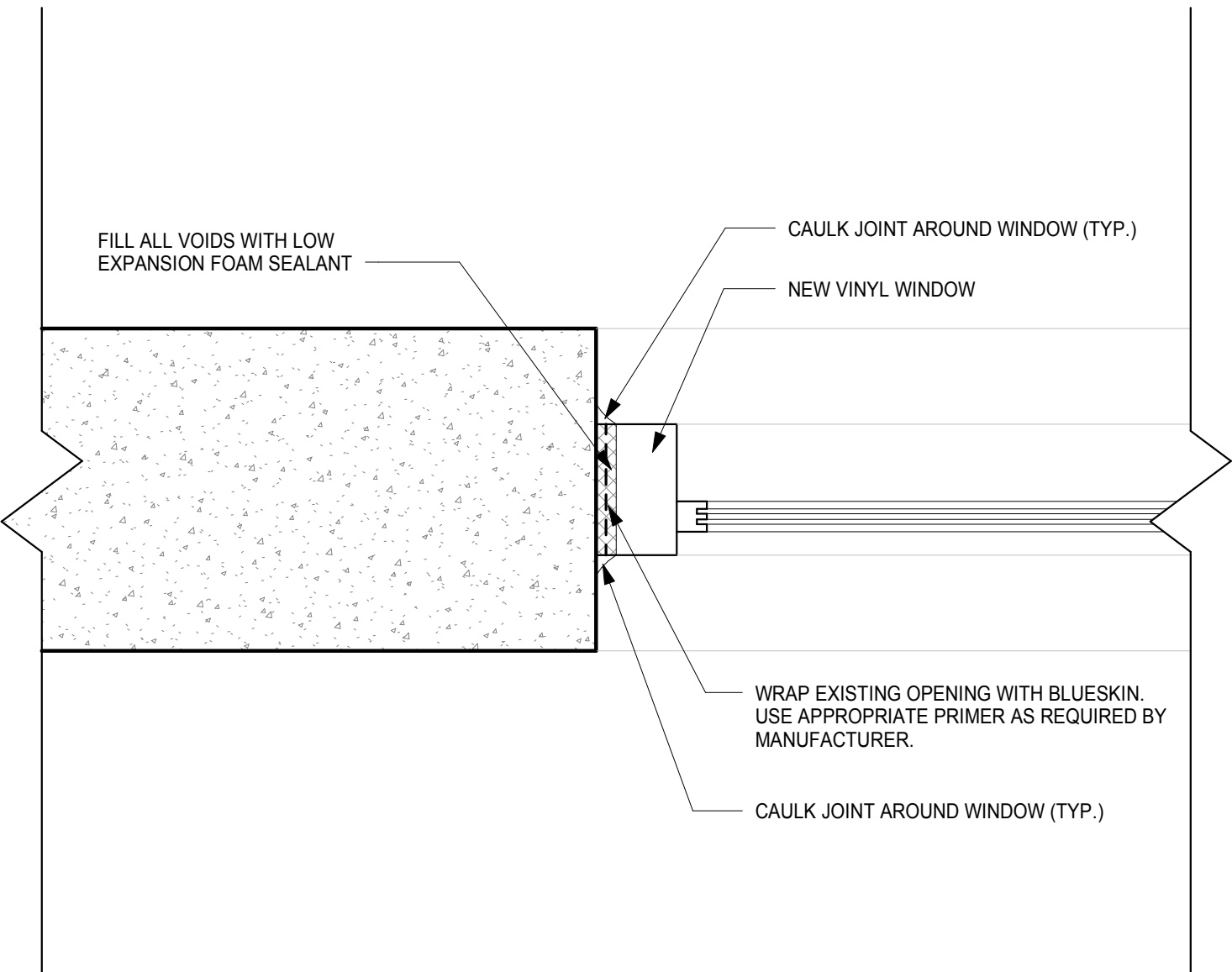
20 OF 'W1A'
10 OF 'W2'
10 OF 'W3'
10 OF 'W3A'
40 OF 'W4'
10 OF 'W5'

CONSTRUCTION NOTES

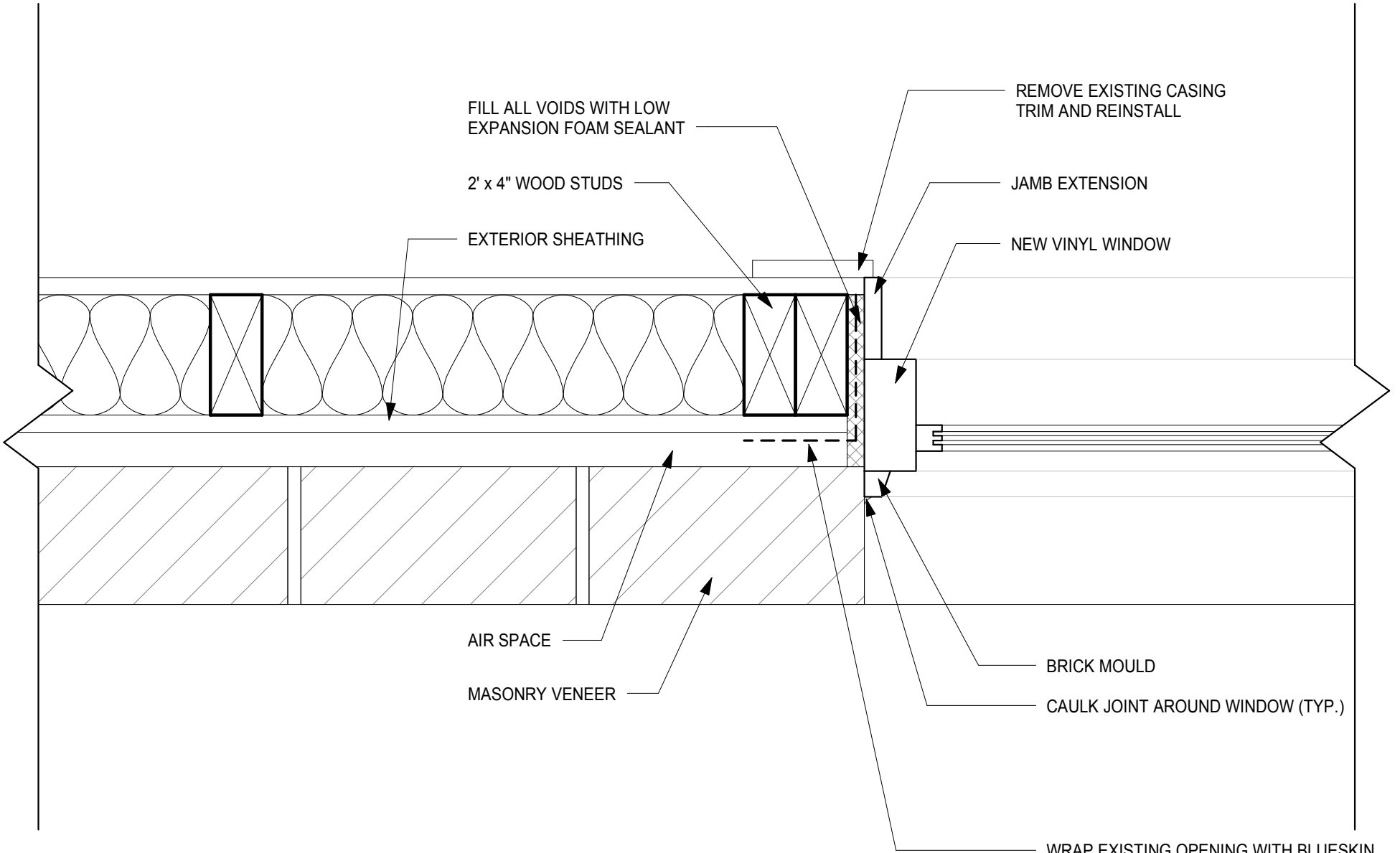
1. CONTRACTOR TO VERIFY ALL DIMENSIONS PRIOR TO COMMENCING OF WORK.
2. CONTRACTOR TO SEND OWNER DETAILED CONSTRUCTION SCHEDULE.
3. CONTRACTOR TO REVIEW ALL SITE CONDITIONS.
4. CONTRACTOR TO VERIFY QUANTITIES AND LOCATIONS OF ALL WINDOWS. ALL WINDOWS INSTALLED TO HAVE SCREENS.
5. ALL DEMOLITION MATERIAL TO BE REMOVED AND DISPOSED OF.
6. MAKE GOOD ALL FINISHES UNDER THIS GOOD. REPLACE OR REPAIR ANY FINISHES DAMAGED UNDER THIS CONTRACT.
7. ALL PRODUCTS SPECIFIED ON DRAWINGS. APPROVED EQUAL MUST BE RECEIVED AND REVIEWED/APPROVED BY OWNER PRIOR TO CLOSING OF TENDER.
8. ALL WORK COMPLETED MUST MEET OR EXCEED THE ONTARIO BUILDING CODE.
9. CONTRACTOR RESPONSIBLE FOR ALL LOCATES AND/OR DISCONNECTS OF UTILITIES/SERVICES TO BUILDINGS.

DEMOLITION NOTES

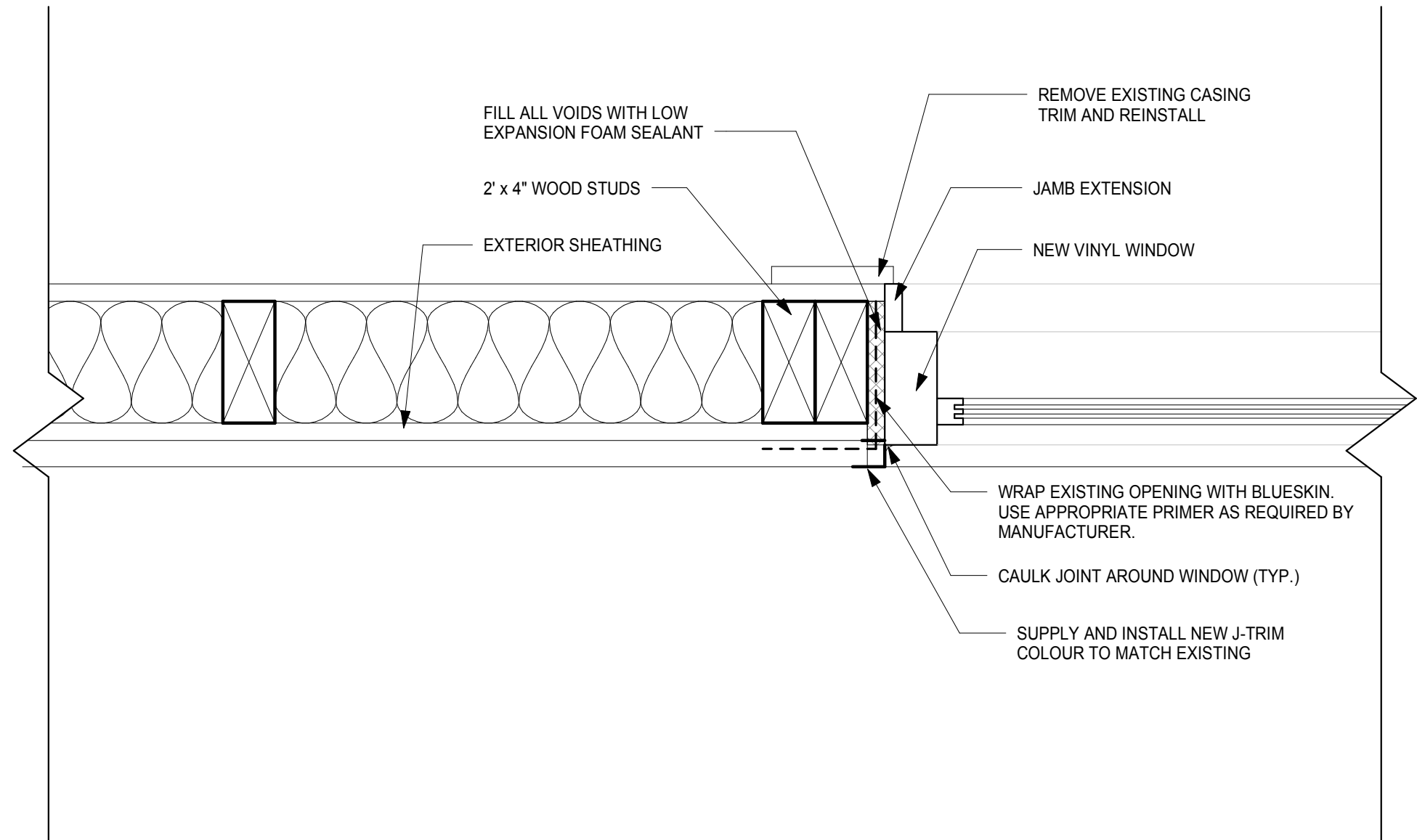
1. MAKE GOOD AND DAMAGED SURFACES DUE TO CONSTRUCTION.
2. REMOVE ALL EXISTING WINDOWS, METALS TRIMS, ETC.
3. REMOVE EXISTING CASEMENT TRIM AND REINSTALL LATER. IF TRIM IS DAMAGED WHEN REMOVED, NEW TRIM TO BE INSTALLED TO MATCH EXISTING.
4. IF WINDOW FRAME IS ROTTEN, DAMAGED, CONTRACTOR TO CONTACT OWNER TO DISCUSS AT SITE MEETING.
5. SUPPLY & INSTALL NEW BLUESKIN S/A AT ALL WINDOW OPENINGS. USE APPROPRIATE PRIMER AS PER MANUFACTURERS INSTRUCTIONS.
6. NEW SIDING J-TRIM TO BE INSTALLED AT WINDOW WHERE SIDING BUTTS TO WINDOWS. COLOUR TO MATCH EXISTING.
7. SEE WINDOW JAMB DETAILS FRO BRICKMOULDS, JAMB EXTENSION INSTALLATION. REFER TO WINDOW SCHEDULE AS WELL.



A
A7.0 JAMB DETAIL (FOUNDATION WALL)
3" = 1'-0"



B
A7.0 JAMB DETAIL (MASONRY VENEER)
3" = 1'-0"



C
A7.0 JAMB DETAIL (SIDING)
3" = 1'-0"



PROJECT INFORMATION:

Window Replacements
Owen Sound, Ontario

JOB DESCRIPTION:

Window Replacements

TITLE:
ELEVATIONS & DETAILS

DATE:
2014.07.21

SHEET #

SCALE:
AS NOTED

A7.0